

# University of Maryland

## Dimensions

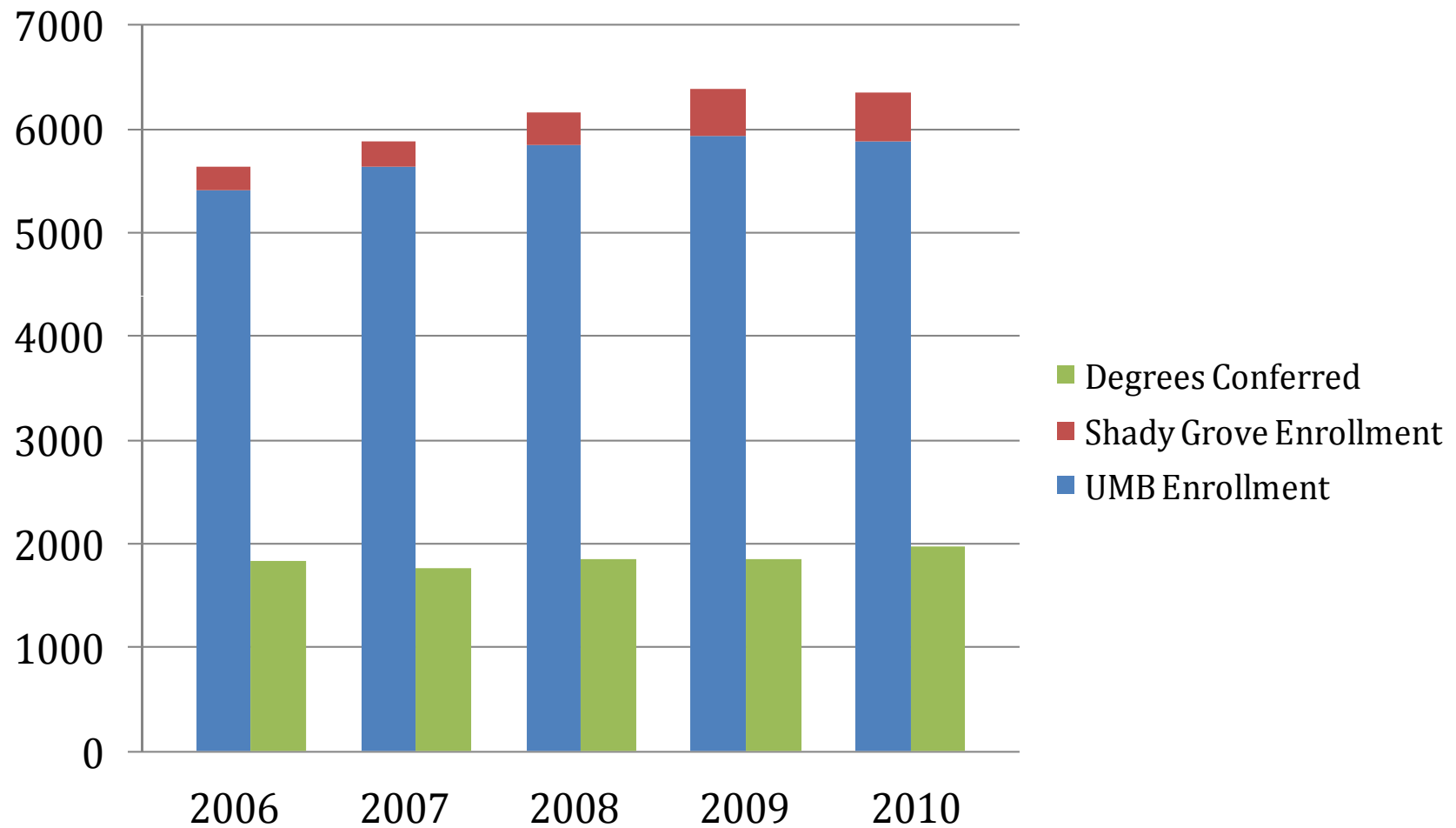




# Academic Programs by Degree

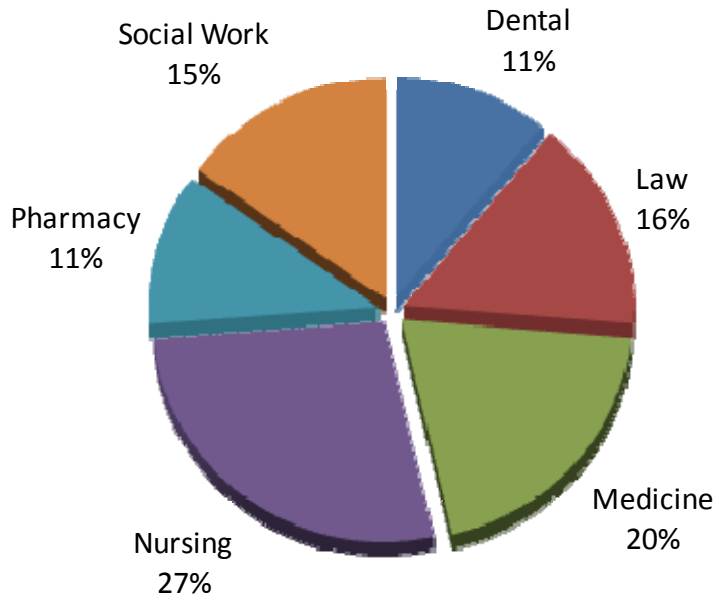
- Bachelor's
  - Dental Hygiene (BS)
  - Medical & Research Technology (BS)
  - Nursing (BSN)
- Master's
  - Dental Hygiene (MS)
  - Biochemistry & Molecular Biology [GPILS] (MS)
  - Epidemiology & Preventive Medicine [GPILS] (MS)
  - Genetic Counseling (MGC)
  - Law (LLM)
  - Marine & Estuarine Environmental Sciences (MS)
  - Medical & Research Technology (MS)
  - Molecular Medicine [GPILS] (MS)
  - Nursing (MS)
  - Pathology (MS)
  - Public Health (MPH)
  - Social Work (MSW)
  - Toxicology [GPILS] (MS)
- Research & Scholarship Doctorate
  - Marine & Estuarine Environmental Sciences (PhD)
  - Biochemistry & Molecular Biology [GPILS] (PhD)
  - Epidemiology & Human Genetics [GPILS] (PhD)
  - Gerontology [GPILS] (PhD)
  - Molecular Medicine [GPILS] (PhD)
  - Molecular Microbiology & Immunology [GPILS] (PhD)
- Research & Scholarship Doctorate (cont.)
  - Neuroscience & Cognitive Science [GPILS] (PhD)
  - Nursing (PhD)
  - Oral & Experimental Pathology (PhD)
  - Pharmaceutical Health Services Research (PhD)
  - Pharmaceutical Sciences (PhD)
  - Physical & Rehabilitation Science [GPILS] (PhD)
  - Social Work (PhD)
  - Toxicology [GPILS] (PhD)
- Professional Practice Doctorate
  - Dental (DDS)
  - Law (JD)
  - Medicine (MD)
  - Nursing Practice (DNP)
  - Physical Therapy (DPT)
  - Pharmacy (PharmD)
- Certificate
  - Dental Post Graduate
  - Environmental Health [Nursing]
  - Environmental Law [Nursing]
  - Evidence-Based Practice in Nursing
  - Global Health [Nursing]
  - Law & Health Care
  - Oncology Nursing
  - Teaching in Nursing & the Health Professions

## Fall Headcount Enrollment & Fiscal Year Degrees

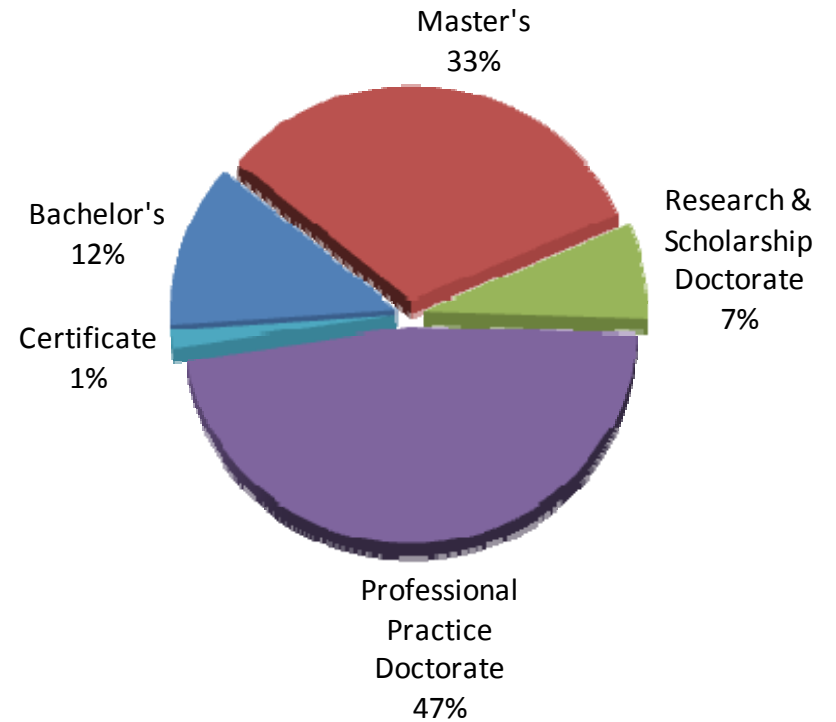


# Enrollment Allocation by School and Level Fall 2010 – 6,349 Students

### Headcount by School

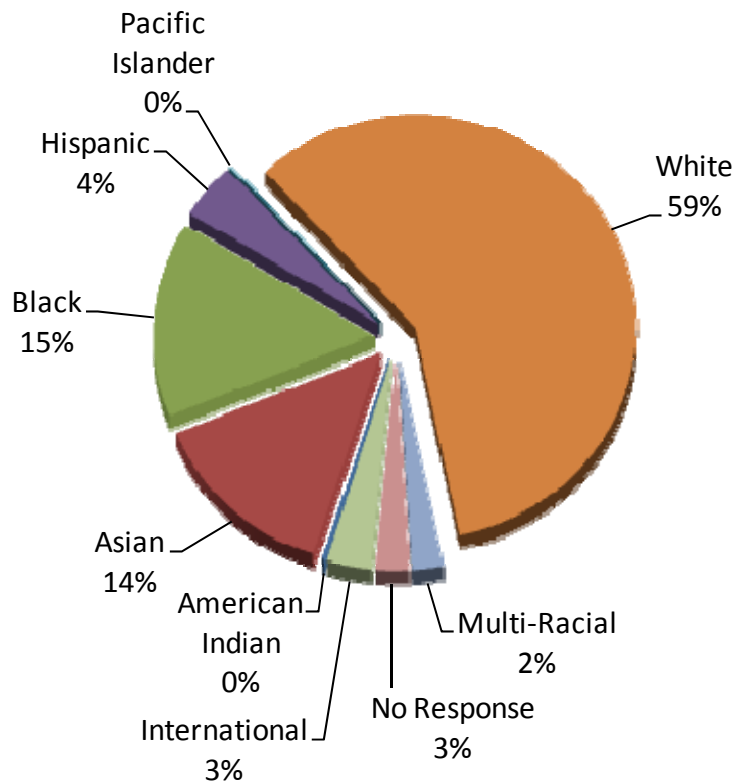


### Headcount by Level

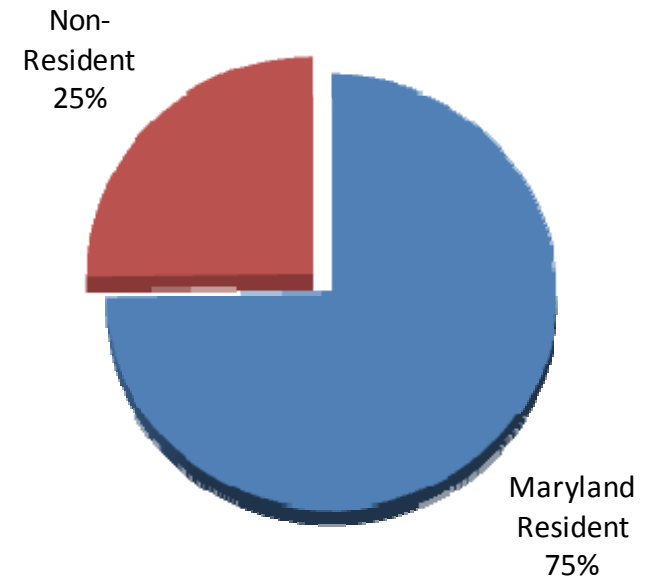


# Enrollment Allocation by Diversity and Residency Fall 2010 – 6,349 Students

### Diversity

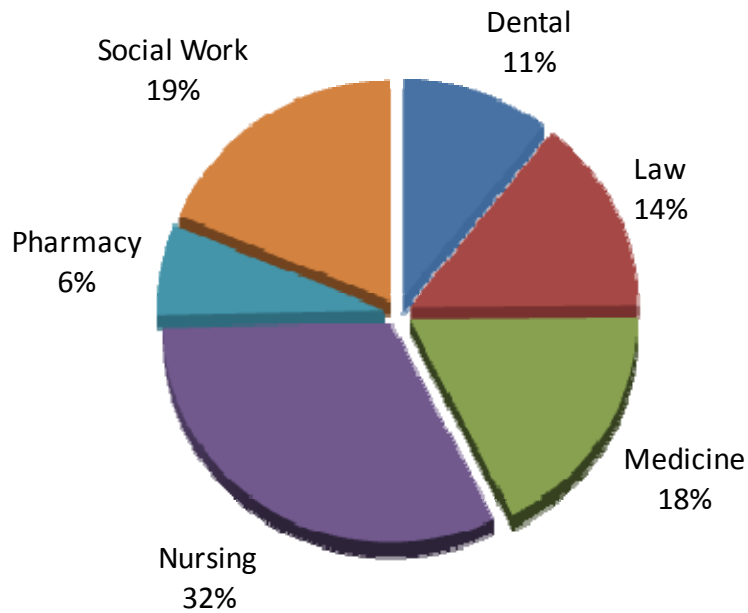


### Residency

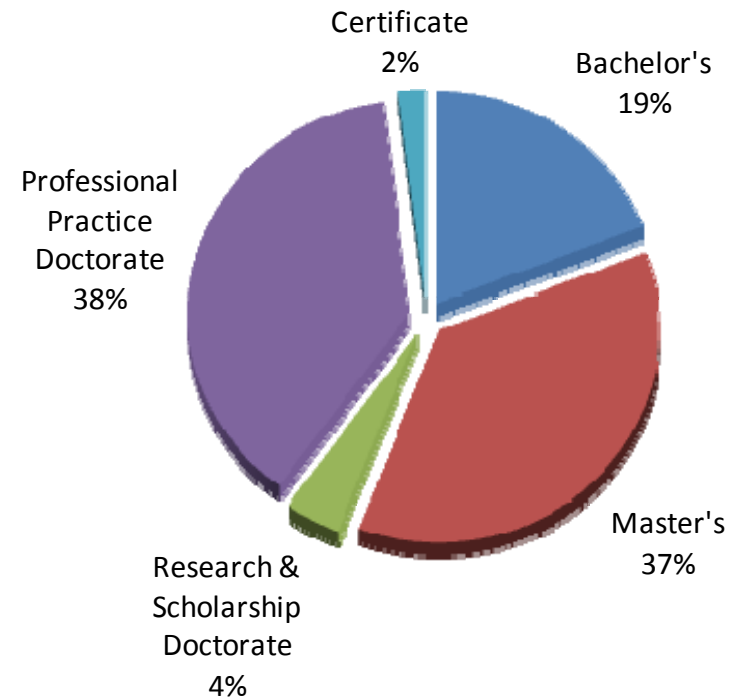


# Degrees Conferred by School and Level Fiscal Year 2010 – 1,979 Degrees

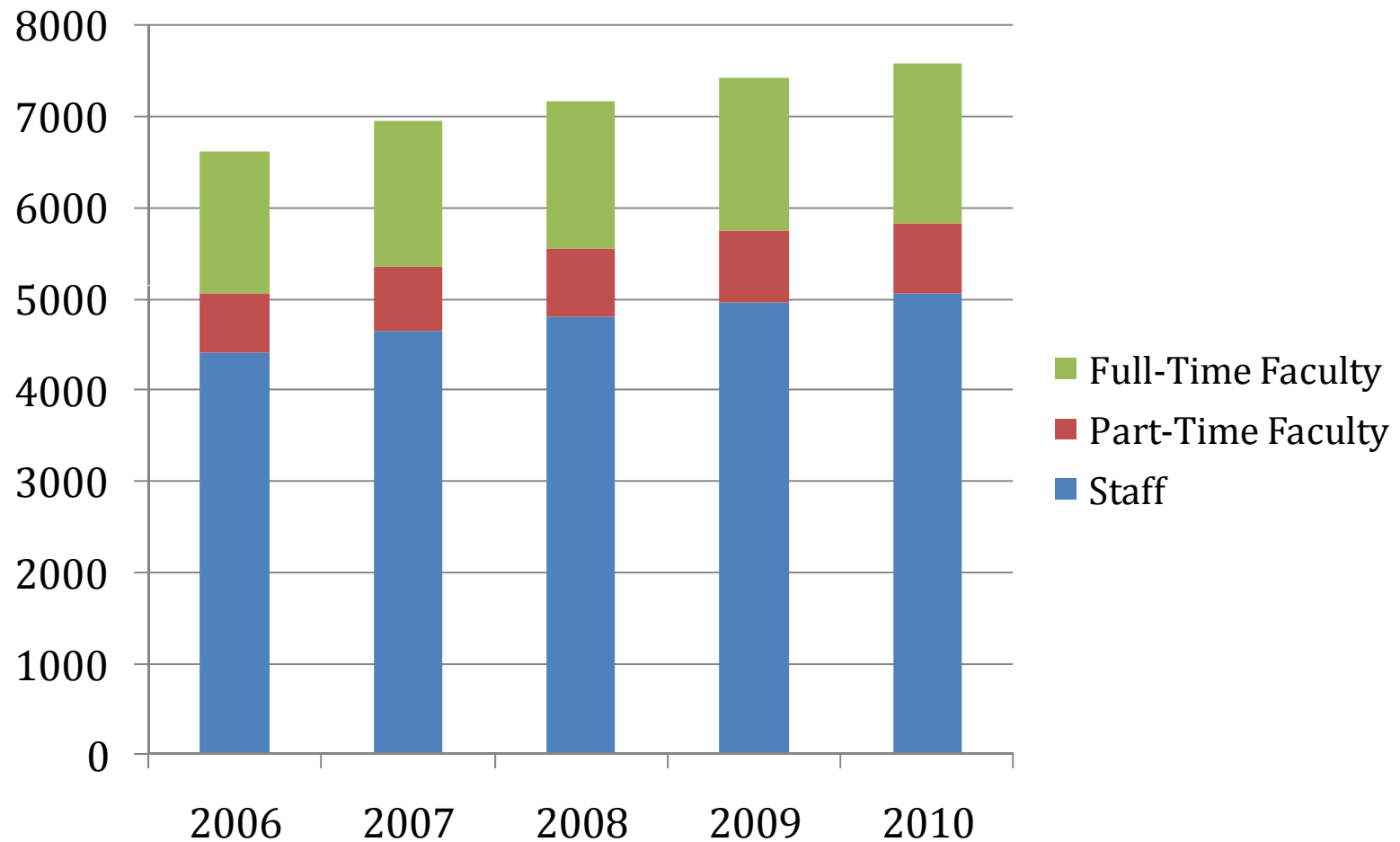
### Degrees by School



### Degrees by Level



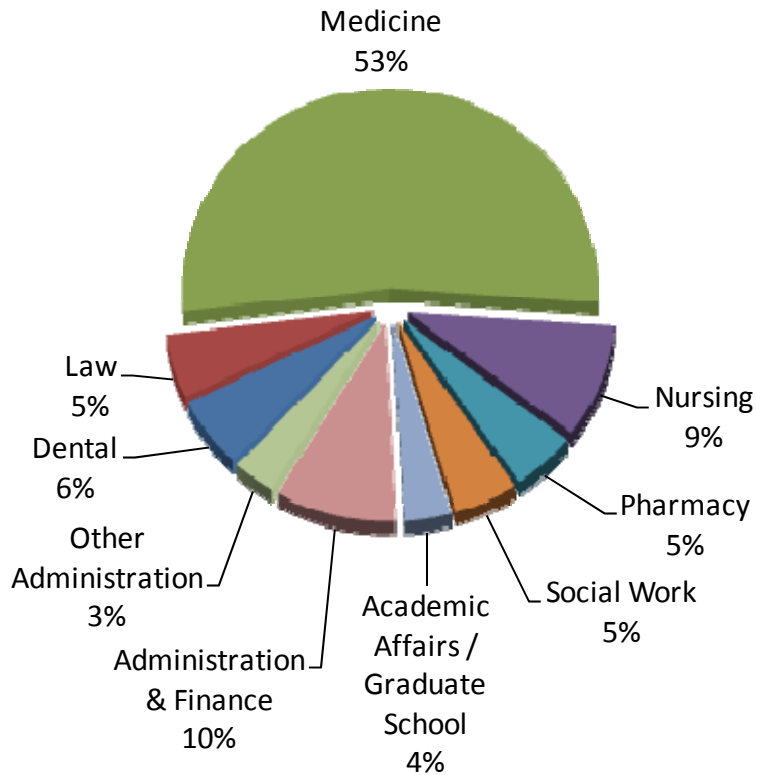
## Employment Trends



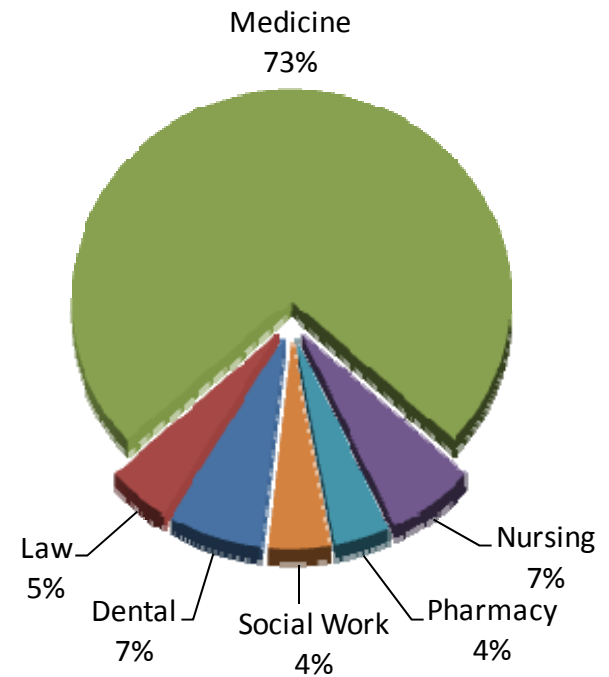
# Employees and Full-Time Faculty by School

## Fall 2010

Employees by School / Unit  
 7,578



Full-Time Faculty by School  
 1,746





## University of Maryland Peer Institutions

### Comparison by Professional School Composition and Size

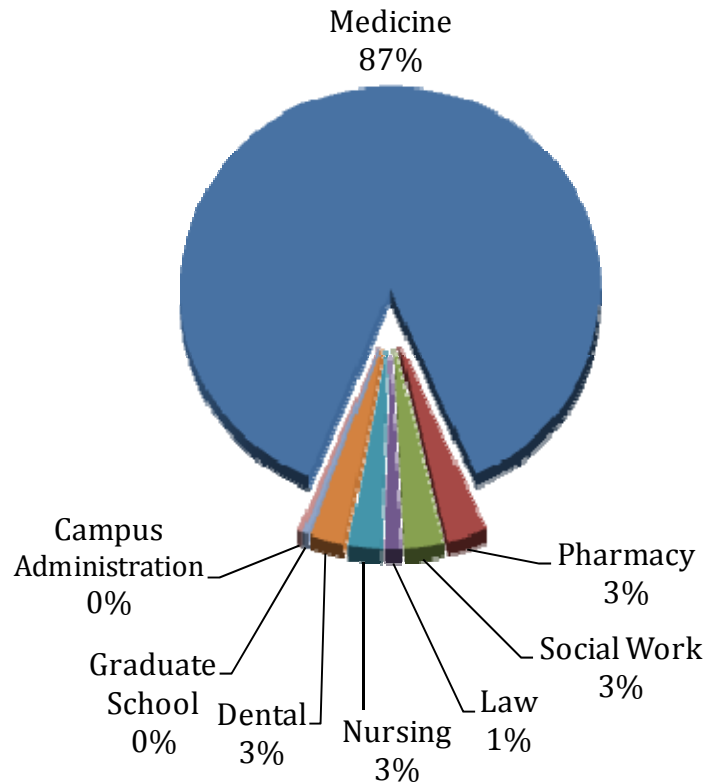
Peer Institution	Medicine	Dentistry	Pharmacy	Nursing	Social Work	Law*	Fall 2009 Enrollment UG / GRAD
U. of Maryland, Baltimore	✓	✓	✓	✓	✓	✓	844 / 5,538
U. of Alabama at Birmingham	✓	✓		✓	✓		10,646 / 6,228
U. of California, San Francisco	✓	✓	✓	✓**			0 / 3,119
U. of Illinois at Chicago	✓	✓	✓	✓	✓		16,044 / 10,796
U. of Michigan, Ann Arbor	✓	✓	✓	✓	✓	✓	26,208 / 15,466
U. of North Carolina at Chapel Hill	✓	✓	✓	✓	✓	✓	17,981 / 10,935

\* Law school comparisons also include U. of Connecticut, U. of Texas at Austin, and U. of Virginia.

\*\* The UCSF School of Nursing currently does not have an undergraduate BSN program.

# Research Funding – \$567 million in Fiscal Year 2010

### Allocation by School



### Funding Source

